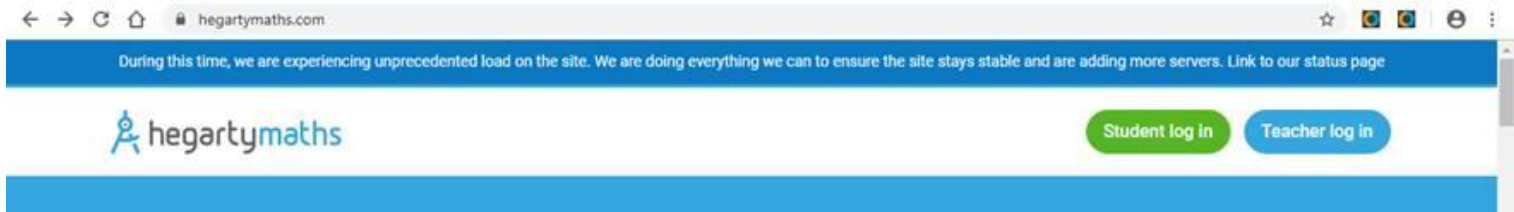


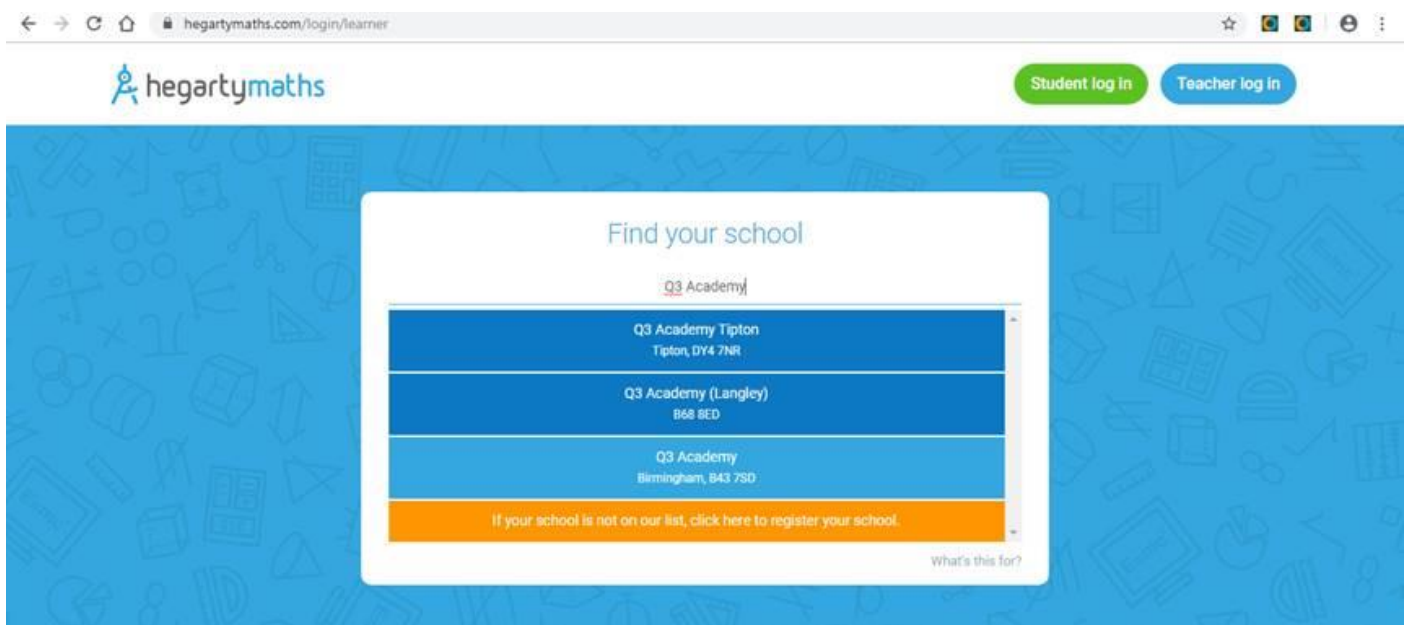
## Hegarty Maths Password Reset

If a student forgets their HegartyMaths password, this is how students can reset it.

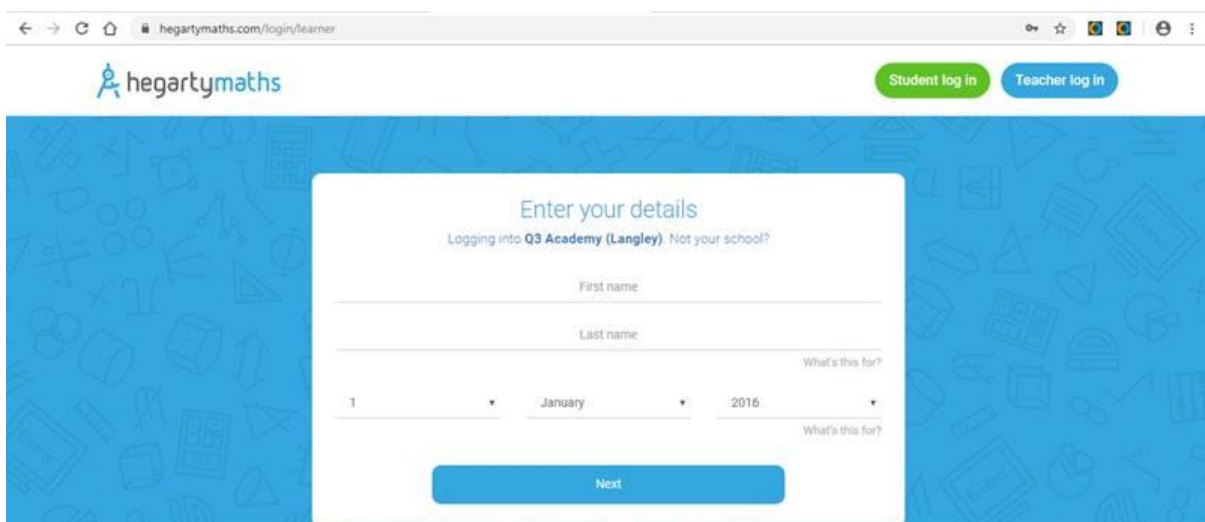
1. Go to [hegartymaths.com](https://hegartymaths.com)
2. Click "Student log in"



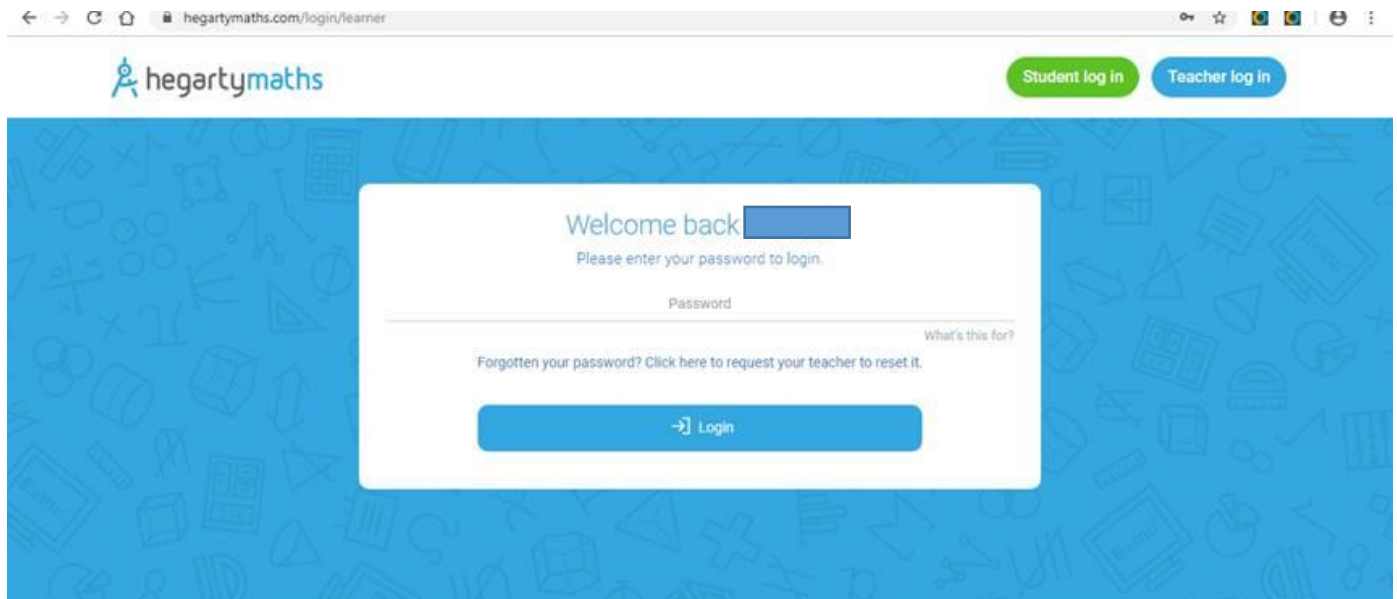
3. Type Q3 Academy into the "Find your school" box and it will come up with the list as seen below. Then click on Q3 Academy (Langley).



4. Enter name and date of birth in this screen.



5. Click on the forgotten password button, and it should send a reset request to their learning consultant, which means next time they try to log in after it has been reset by the learning consultant they can set a new password.



The screenshot shows a web browser window with the URL `hegartymaths.com/login/learner`. The page features the Hegarty Maths logo in the top left and two buttons in the top right: "Student log in" (green) and "Teacher log in" (blue). The main content area has a blue background with a pattern of math symbols. A white login box is centered, containing the text "Welcome back" followed by a blue rectangle representing a username. Below this is the instruction "Please enter your password to login." and a password input field labeled "Password". To the right of the password field is a link that says "What's this for?". Below the password field is a link that says "Forgotten your password? Click here to request your teacher to reset it." At the bottom of the login box is a blue button with a right-pointing arrow and the text "Login".