

Below are your tasks for the next seven days in the subject listed above.

Present New Information:

- Year 9 will be studying a new theatre play based on life in quarantine.
- This play shows us different viewpoints of people living in quarantine on a cruise ship.
- This week you will be developing your playwriting skills by creating your own monologue and plays.

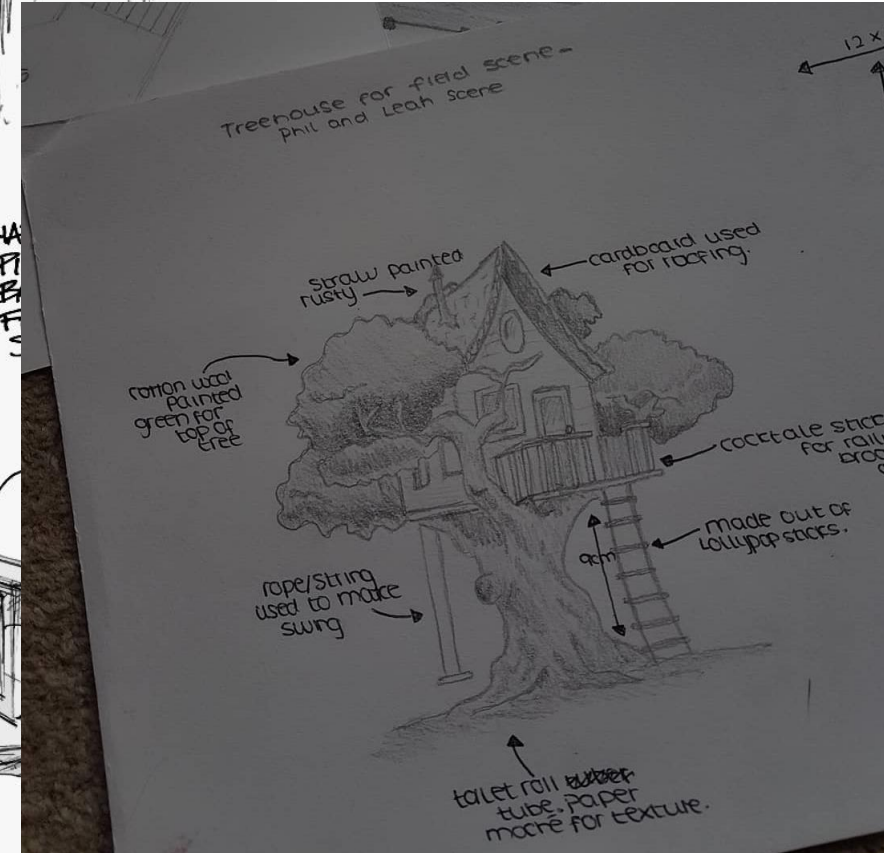
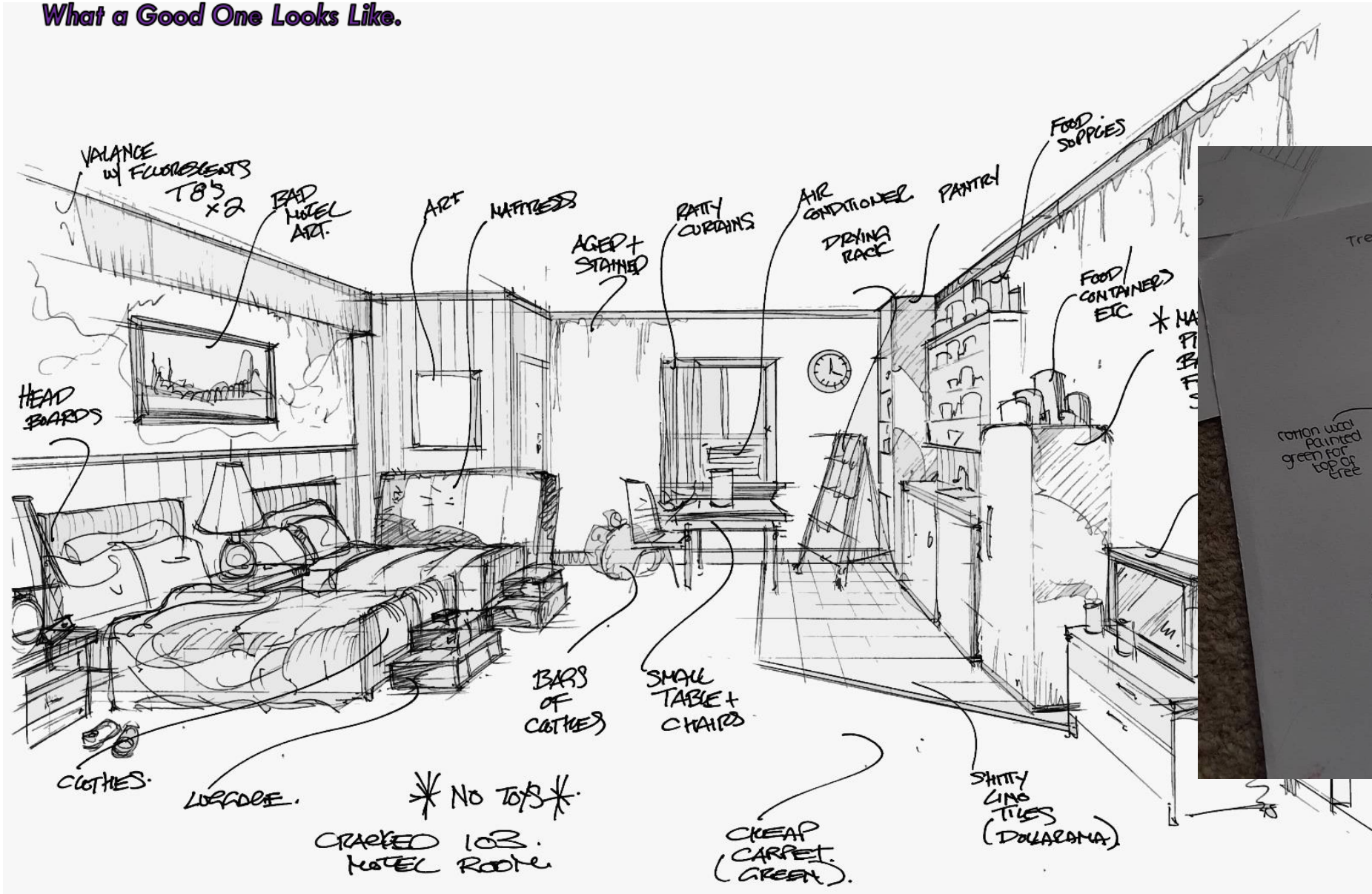
Apply: Complete the activities on the following slides. Where possible, use lined paper, plain paper or even complete your designs on the computer. Be as creative as you can, get as much colour or materials in to your work.

Please date your work and title with “Year 9 Drama Week Three” – this will help you to keep your work organised!

WAGOLL

Set design sketch

What a Good One Looks Like.

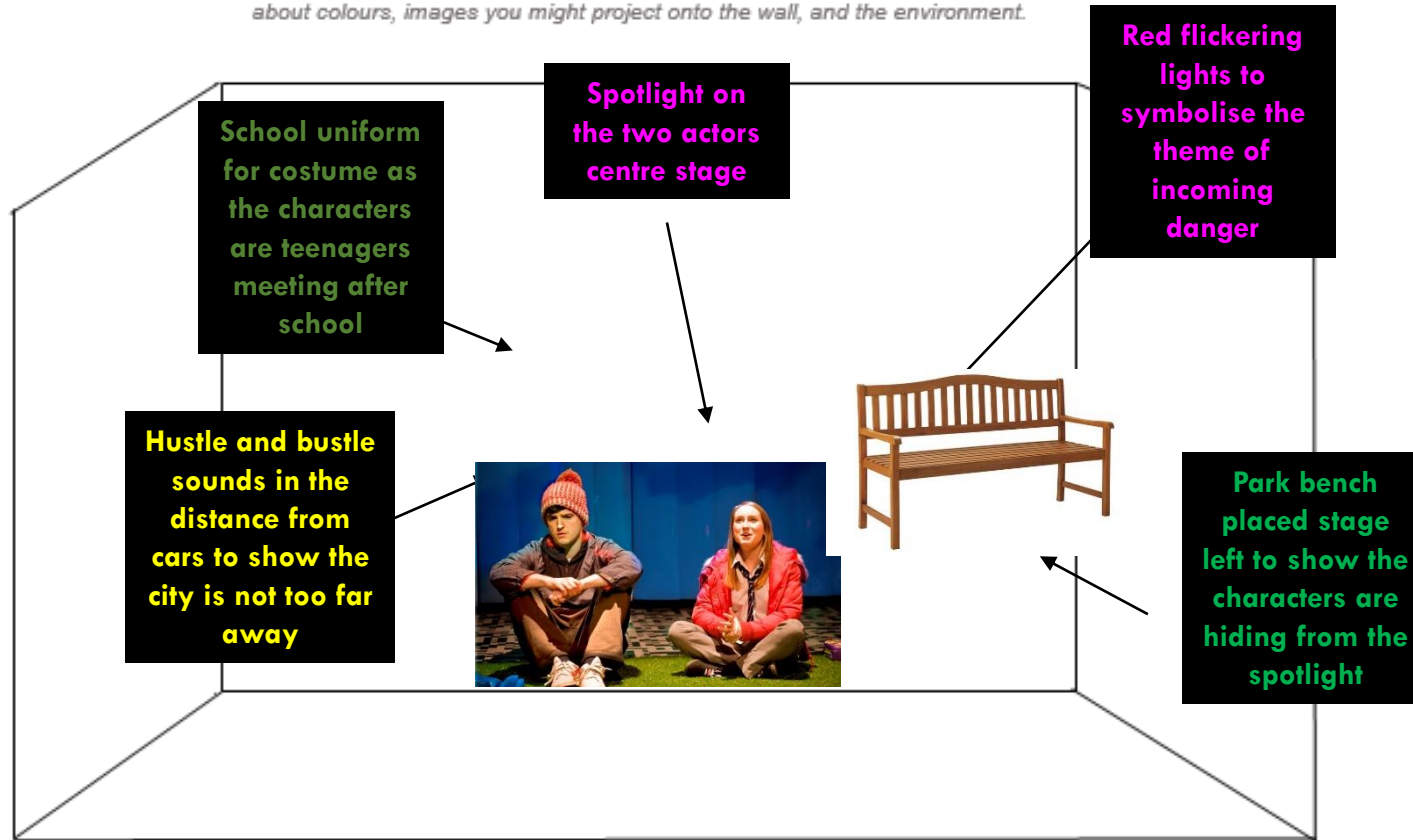


WAGOLL

What a Good One Looks Like.

Stage Design

Design a stage set for a sin of your choice. You must label your props/ideas. Think about colours, images you might project onto the wall, and the environment.



Label all design elements

- ☐ Set Design
- ☐ Lighting Design
- ☐ Costume Design
- ☐ Sound Design

Your aim is to enhance the performance through the production/technical design

3D Set design

WAGOLL

What a Good One Looks Like.



WAGOLL

What a Good One Looks Like.

Costume design sketch



Year 9 Drama Week Three – Complete All Tasks

Task	Task	Support	How long should I take?
1	Follow the link and read the step by step guide on writing your own script. (pages 6-8) https://www.bbc.co.uk/bitesize/guides/zqwywcdm/revision/6	A script consists of dialogue (what the characters say to each other), stage directions and instructions to the actors and director.	10 to 15 minutes.
2	Now write your own monologue that is about living in quarantine. Create another character that is living on the cruise ship during this time. We challenge you to include one of these (or more) in your monologue: A missing watch A nurse with an empty stomach An expired prescription A marriage proposal A reformed thief An exit strategy An unusual smell A plea for forgiveness	Use the script provided in last weeks lesson to give you ideas on how to write it.	45 to 60 minutes
3	To develop this further you should begin to continue the script into your own play. The monologue you have just wrote will either start your play or come half way through or the end. You are the playwright so you can decide!	First think of the storyline, then create the characters, then begin the dialogue between characters. Don't forget: The stage directions should be in brackets and will tell the actors exactly what to do or how to say the line. For example... (Mrs Stephens sits at her kitchen table with her hand under her chin.) Mrs Stephens- (excitedly) I can't wait to see all my students.	60 minutes to 120 minutes